

**1. First name and last name**

Text Response

Hyeon Jean Yoo

Statistic

Value

Total Responses

1

**2. Student ID number**

Text Response

903929057

Statistic

Value

Total Responses

1

**3. Auburn email address**

Text Response

hgy0002@tigermail.auburn.edu

Statistic

Value

Total Responses

1

#### 4. Phone number

Text Response

6197489837

Statistic

Value

Total Responses

1

#### 5. Department or school e.g., Department of Economics, School of Nursing, etc.

Text Response

Department of Educational Foundations, Leadership, and Technology

Statistic

Value

Total Responses

1

#### 6. In which degree program are you currently enrolled?

#

Answer

Bar

Response

%

1

PhD

1

100%

2

Master's

0

0%

3

Educational Specialist

0

0%

Total

1

Statistic

Value

Min Value

1

Max Value

1

Mean

1.00

Variance

0.00

Standard Deviation

0.00

Total Responses

1

## 7. When is your anticipated graduation?

#	Answer	Bar	Response	%
1	✔ Spring 2021		0	0%
2	✔ Summer 2021		1	100%
3	✔ Fall 2020		0	0%
4	✔ Fall 2021		0	0%
5	✔ Spring 2022		0	0%
6	✔ Summer 2022 or later		0	0%
7	✔ Fall 2018		0	0%
8	✔ Spring 2019		0	0%
9	✔ Summer 2019		0	0%
10	✔ Fall 2019		0	0%
11	✔ Spring 2020		0	0%
12	✔ Summer 2020		0	0%
	Total		1	

Statistic	Value
Min Value	2
Max Value	2
Mean	2.00
Variance	0.00
Standard Deviation	0.00
Total Responses	1

8. What is your cumulative GPA in your graduate program at Auburn? You can check this by going to AU Access >> Tiger I >> Student Records >> Unofficial Transcript. Select "Graduate" on the Transcript Level dropdown and then click "Submit." The cumulative GPA will be displayed under the heading "TRANSCRIPT TOTALS (GRADUATE)."

#	Answer	Bar	Response	%
1	✓ 4.0		1	100%
2	✓ 3.8 to 3.99		0	0%
3	✓ 3.6 to 3.79		0	0%
4	✓ 3.4 to 3.59		0	0%
5	✓ 3.2 to 3.39		0	0%
6	✓ 3.0 to 3.19		0	0%
7	✓ Below 3.0		0	0%
	Total		1	

Statistic	Value
Min Value	1
Max Value	1
Mean	1.00
Variance	0.00
Standard Deviation	0.00
Total Responses	1

9. Faculty advisor's name

Text Response	
Dr. James Witte	
Statistic	Value
Total Responses	1

## 10. Faculty advisor's email address

### Text Response

witteje@auburn.edu

### Statistic

### Value

Total Responses

1

## 11. Conference/meeting name

### Text Response

American Association for Adult and Continuing Education

### Statistic

### Value

Total Responses

1

## 12. For which travel period are you applying? In other words, please select the period during which your conference/meeting will take place. If your conference/meeting spans two separate review periods, apply for the earlier period.

#	Answer	Bar	Response	%
1	October-November 2018		1	100%
2	December 2018 to January 2019		0	0%
3	February-March 2019		0	0%
4	April-May 2018		0	0%
5	June-July 2018		0	0%
6	August-September 2018		0	0%
	Total		1	

### Statistic

### Value

Min Value

1

Max Value

1

Mean

1.00

Variance

0.00




Standard Deviation

0.00

Total Responses

1

13. Where will the conference/meeting be held?

#	Answer	Bar	Response	%
1	 In the United States or Washington, D.C.	<div></div>	1	100%
3	 In a United States territory (e.g., Puerto Rico, American Samoa, etc.)	<div></div>	0	0%
4	 Outside of the United States	<div></div>	0	0%
Total			1	
Statistic		Value		
Min Value		1		
Max Value		1		
Mean		1.00		
Variance		0.00		
Standard Deviation		0.00		
Total Responses		1		

14. In which state will the conference/meeting be held?

#	Answer	Bar	Response	%
2	✓ Washington, D.C.		0	0%
4	✓ Alabama		0	0%
5	✓ Alaska		0	0%
6	✓ Arizona		0	0%
7	✓ Arkansas		0	0%
8	✓ California		0	0%
9	✓ Colorado		0	0%
10	✓ Connecticut		0	0%
11	✓ Delaware		0	0%
12	✓ Florida		0	0%
13	✓ Georgia		0	0%
14	✓ Hawaii		0	0%
15	✓ Idaho		0	0%
16	✓ Illinois		0	0%
17	✓ Indiana		0	0%
18	✓ Iowa		0	0%
19	✓ Kansas		0	0%
20	✓ Kentucky		0	0%
21	✓ Louisiana		0	0%
22	✓ Maine		0	0%
23	✓ Maryland		0	0%
24	✓ Massachusetts		0	0%
25	✓ Michigan		0	0%
26	✓ Minnesota		0	0%
27	✓ Mississippi		0	0%
28	✓ Missouri		0	0%
29	✓ Montana		0	0%
30	✓ Nebraska		0	0%
31	✓ Nevada		0	0%
32	✓ New Hampshire		0	0%
33	✓ New Jersey		0	0%
34	✓ New Mexico		0	0%
35	✓ New York		0	0%
36	✓ North Carolina		0	0%
37	✓ North Dakota		0	0%
38	✓ Ohio		0	0%
39	✓ Oklahoma		0	0%
40	✓ Oregon		0	0%
41	✓ Pennsylvania		0	0%
42	✓ Rhode Island		0	0%
43	✓ South Carolina		1	100%
44	✓ South Dakota		0	0%
45	✓ Tennessee		0	0%
46	✓ Texas		0	0%
47	✓ Utah		0	0%
48	✓ Vermont		0	0%
49	✓ Virginia		0	0%
50	✓ Washington		0	0%
51	✓ West Virginia		0	0%
52	✓ Wisconsin		0	0%
53	✓ Wyoming		0	0%
Total			1	

Statistic	Value
Min Value	43
Max Value	43
Mean	43.00
Variance	0.00
Standard Deviation	0.00
Total Responses	1

### 15. Please list the city and territory in which the conference/meeting will be held.

Text Response

Statistic

Value

Total Responses

0

### 16. Please list the city and country in which the conference/meeting will be held.

Text Response

Statistic

Value

Total Responses

0

### 17. Please list the specific dates of the conference/meeting e.g., October 5-7, 2017; May 20-22, 2018, etc.

Text Response

October 2-5, 2018

Statistic

Value

Total Responses

1



## 18. Will you be giving a presentation?

#	Answer	Bar	Response	%
1	✔ Yes		1	100%
2	✔ No		0	0%
	Total		1	
Statistic			Value	
Min Value			1	
Max Value			1	
Mean			1.00	
Variance			0.00	
Standard Deviation			0.00	
Total Responses			1	

## 19. What kind of presentation will you be giving?

#	Answer	Bar	Response	%
1	✔ Oral presentation		1	100%
2	✔ Poster presentation		0	0%
3	✔ Other		0	0%
4	✔ Both		0	0%
	Total		1	
Other				
Statistic			Value	
Min Value			1	
Max Value			1	
Mean			1.00	
Variance			0.00	
Standard Deviation			0.00	
Total Responses			1	

## 20. Are you presenting research related to your thesis or dissertation?

#	Answer	Bar	Response	%
1	✔ Yes		1	100%
2	✔ No		0	0%
	Total		1	
Statistic			Value	
Min Value			1	
Max Value			1	
Mean			1.00	
Variance			0.00	
Standard Deviation			0.00	
Total Responses			1	

## 21. Travel budget

Transportation	Lodging	Meals	Registration	Other
505	185.72	136	265	
Statistic			Value	
Total Responses			1	

## 22. Amount requested from the Graduate School?

Text Response	
826.72	
Statistic	Value
Total Responses	1

### 23. Are you receiving travel funding from other sources (e.g., your department, college, advisor, etc.)?

#	Answer	Bar	Response	%
1	✔ Yes		1	100%
2	✔ No		0	0%
	Total		1	
Statistic			Value	
Min Value			1	
Max Value			1	
Mean			1.00	
Variance			0.00	
Standard Deviation			0.00	
Total Responses			1	

### 24. How much funding are you receiving from other sources?

Text Response	
265 (registration fee from my department)	
Statistic	Value
Total Responses	1

### 25. Score

Statistic	Value
Mean Score	14.00
Score Standard Deviation	0.00
Weighted Mean of Items	2.00
Weighted Standard Deviation of Items	1.53
Items	7.00