

1. First name and last name

Text Response

Jessica Richards

Statistic

Value

Total Responses

1

2. Student ID number

Text Response

903932615

Statistic

Value

Total Responses

1

3. Auburn email address

Text Response

jmr0101@auburn.edu

Statistic

Value

Total Responses

1

4. Phone number

Text Response

334-695-5208

Statistic

Value

Total Responses

1

5. Department or school e.g., Department of Economics, School of Nursing, etc.

Text Response

School of Kinesiology

Statistic

Value

Total Responses

1

6. In which degree program are you currently enrolled?

#

Answer

Bar

Response

%

1

PhD

1

100%

2

Master's

0

0%

3

Educational Specialist

0

0%

Total

1

Statistic

Value

Min Value

1

Max Value

1

Mean

1.00

Variance

0.00

Standard Deviation

0.00

Total Responses

1

7. When is your anticipated graduation?

#	Answer	Bar	Response	%
1	✔ Spring 2021		0	0%
2	✔ Summer 2021		0	0%
3	✔ Fall 2020		0	0%
4	✔ Fall 2021		0	0%
5	✔ Spring 2022		0	0%
6	✔ Summer 2022 or later		0	0%
7	✔ Fall 2018		0	0%
8	✔ Spring 2019		0	0%
9	✔ Summer 2019		0	0%
10	✔ Fall 2019		0	0%
11	✔ Spring 2020		1	100%
12	✔ Summer 2020		0	0%
	Total		1	

Statistic	Value
Min Value	11
Max Value	11
Mean	11.00
Variance	0.00
Standard Deviation	0.00
Total Responses	1

8. What is your cumulative GPA in your graduate program at Auburn? You can check this by going to AU Access >> Tiger I >> Student Records >> Unofficial Transcript. Select "Graduate" on the Transcript Level dropdown and then click "Submit." The cumulative GPA will be displayed under the heading "TRANSCRIPT TOTALS (GRADUATE)."

#	Answer	Bar	Response	%
1	✓ 4.0		0	0%
2	✓ 3.8 to 3.99		1	100%
3	✓ 3.6 to 3.79		0	0%
4	✓ 3.4 to 3.59		0	0%
5	✓ 3.2 to 3.39		0	0%
6	✓ 3.0 to 3.19		0	0%
7	✓ Below 3.0		0	0%
	Total		1	

Statistic	Value
Min Value	2
Max Value	2
Mean	2.00
Variance	0.00
Standard Deviation	0.00
Total Responses	1

9. Faculty advisor's name

Text Response	
Dr. Sheri Brock	
Statistic	Value
Total Responses	1

10. Faculty advisor's email address

Text Response	
brocksj@auburn.edu	
Statistic	Value
Total Responses	1

11. Conference/meeting name

Text Response

Amercan Education Reseach Association




Statistic	Value
Total Responses	1

12. For which travel period are you applying? In other words, please select the period during which your conference/meeting will take place. If your conference/meeting spans two separate review periods, apply for the earlier period.

#	Answer	Bar	Response	%
1	October-November 2019		0	0%
2	December 2019 to January 2020		0	0%
3	February-March 2019		0	0%
4	April-May 2019		1	100%
5	June-July 2019		0	0%
6	August-September 2019		0	0%
	Total		1	

Statistic	Value
Min Value	4
Max Value	4
Mean	4.00
Variance	0.00
Standard Deviation	0.00
Total Responses	1

13. Where will the conference/meeting be held?

#	Answer	Bar	Response	%
1	 In the United States or Washington, D.C.		0	0%
3	 In a United States territory (e.g., Puerto Rico, American Samoa, etc.)		0	0%
4	 Outside of the United States		1	100%
Total			1	
Statistic		Value		
Min Value		4		
Max Value		4		
Mean		4.00		
Variance		0.00		
Standard Deviation		0.00		
Total Responses		1		

14. In which state will the conference/meeting be held?

#	Answer	Bar	Response	%
2	✓ Washington, D.C.		0	0%
4	✓ Alabama		0	0%
5	✓ Alaska		0	0%
6	✓ Arizona		0	0%
7	✓ Arkansas		0	0%
8	✓ California		0	0%
9	✓ Colorado		0	0%
10	✓ Connecticut		0	0%
11	✓ Delaware		0	0%
12	✓ Florida		0	0%
13	✓ Georgia		0	0%
14	✓ Hawaii		0	0%
15	✓ Idaho		0	0%
16	✓ Illinois		0	0%
17	✓ Indiana		0	0%
18	✓ Iowa		0	0%
19	✓ Kansas		0	0%
20	✓ Kentucky		0	0%
21	✓ Louisiana		0	0%
22	✓ Maine		0	0%
23	✓ Maryland		0	0%
24	✓ Massachusetts		0	0%
25	✓ Michigan		0	0%
26	✓ Minnesota		0	0%
27	✓ Mississippi		0	0%
28	✓ Missouri		0	0%
29	✓ Montana		0	0%
30	✓ Nebraska		0	0%
31	✓ Nevada		0	0%
32	✓ New Hampshire		0	0%
33	✓ New Jersey		0	0%
34	✓ New Mexico		0	0%
35	✓ New York		0	0%
36	✓ North Carolina		0	0%
37	✓ North Dakota		0	0%
38	✓ Ohio		0	0%
39	✓ Oklahoma		0	0%
40	✓ Oregon		0	0%
41	✓ Pennsylvania		0	0%
42	✓ Rhode Island		0	0%
43	✓ South Carolina		0	0%
44	✓ South Dakota		0	0%
45	✓ Tennessee		0	0%
46	✓ Texas		0	0%
47	✓ Utah		0	0%
48	✓ Vermont		0	0%
49	✓ Virginia		0	0%
50	✓ Washington		0	0%
51	✓ West Virginia		0	0%
52	✓ Wisconsin		0	0%
53	✓ Wyoming		0	0%
Total			0	

Statistic	Value
Min Value	-
Max Value	-
Mean	0.00
Variance	0.00
Standard Deviation	0.00
Total Responses	0

15. Please list the city and territory in which the conference/meeting will be held.

Text Response

Statistic

Value

Total Responses

0

16. Please list the city and country in which the conference/meeting will be held.

Text Response

Toronto, Canada

Statistic

Value

Total Responses

1

17. Please list the specific dates of the conference/meeting e.g., October 5-7, 2017; May 20-22, 2018, etc.

Text Response

April 4-9, 2019

Statistic

Value

Total Responses

1

18. Will you be giving a presentation?

#	Answer	Bar	Response	%
1	✔ Yes		1	100%
2	✔ No		0	0%
	Total		1	
Statistic			Value	
Min Value			1	
Max Value			1	
Mean			1.00	
Variance			0.00	
Standard Deviation			0.00	
Total Responses			1	

19. What kind of presentation will you be giving?

#	Answer	Bar	Response	%
1	✔ Oral presentation		0	0%
2	✔ Poster presentation		0	0%
3	✔ Other		1	100%
4	✔ Both		0	0%
	Total		1	

Other

Round Table

Statistic	Value
Min Value	3
Max Value	3
Mean	3.00
Variance	0.00
Standard Deviation	0.00
Total Responses	1

20. Are you presenting research related to your thesis or dissertation?

#	Answer	Bar	Response	%
1	✔ Yes		1	100%
2	✔ No		0	0%
	Total		1	
Statistic			Value	
Min Value			1	
Max Value			1	
Mean			1.00	
Variance			0.00	
Standard Deviation			0.00	
Total Responses			1	

21. Travel budget

Transportation	Lodging	Meals	Registration	Other
\$350	\$0	\$200	\$95	\$65
Statistic			Value	
Total Responses			1	

22. Amount requested from the Graduate School?

Text Response	
\$500	
Statistic	Value
Total Responses	1

23. Are you receiving travel funding from other sources (e.g., your department, college, advisor, etc.)?

#	Answer	Bar	Response	%
1	✔ Yes		1	100%
2	✔ No		0	0%
	Total		1	
Statistic			Value	
Min Value			1	
Max Value			1	
Mean			1.00	
Variance			0.00	
Standard Deviation			0.00	
Total Responses			1	

24. How much funding are you receiving from other sources?

Text Response	
\$500	
Statistic	Value
Total Responses	1

25. Score

Statistic	Value
Mean Score	12.00
Score Standard Deviation	0.00
Weighted Mean of Items	1.71
Weighted Standard Deviation of Items	0.76
Items	7.00