

**1. First name and last name**

Text Response

Marcos Daou

Statistic

Value

Total Responses

1

**2. Student ID number**

Text Response

903672888

Statistic

Value

Total Responses

1

**3. Auburn email address**

Text Response

mzd0046@auburn.edu

Statistic

Value

Total Responses

1

#### 4. Phone number

Text Response

334.5241049

Statistic

Value

Total Responses

1

#### 5. Department or school e.g., Department of Economics, School of Nursing, etc.

Text Response

Kinesiology

Statistic

Value

Total Responses

1

#### 6. In which degree program are you currently enrolled?

#

Answer

Bar

Response

%

1

PhD

1

100%

2

Master's

0

0%

3

Educational Specialist

0

0%

Total

1

Statistic

Value

Min Value

1

Max Value

1

Mean

1.00

Variance

0.00

Standard Deviation

0.00

Total Responses

1

## 7. When is your anticipated graduation?

#	Answer	Bar	Response	%
1	✔ Spring 2021		0	0%
2	✔ Summer 2021 or later		0	0%
3	✔ Fall 2020		0	0%
4	✔ Fall 2017		0	0%
5	✔ Spring 2018		1	100%
6	✔ Summer 2018		0	0%
7	✔ Fall 2018		0	0%
8	✔ Spring 2019		0	0%
9	✔ Summer 2019		0	0%
10	✔ Fall 2019		0	0%
11	✔ Spring 2020		0	0%
12	✔ Summer 2020		0	0%
	Total		1	

Statistic	Value
Min Value	5
Max Value	5
Mean	5.00
Variance	0.00
Standard Deviation	0.00
Total Responses	1

8. What is your cumulative GPA in your graduate program at Auburn? You can check this by going to AU Access >> Tiger I >> Student Records >> Unofficial Transcript. Select "Graduate" on the Transcript Level dropdown and then click "Submit." The cumulative GPA will be displayed under the heading "TRANSCRIPT TOTALS (GRADUATE)."

#	Answer	Bar	Response	%
1	✓ 4.0		0	0%
2	✓ 3.8 to 3.99		1	100%
3	✓ 3.6 to 3.79		0	0%
4	✓ 3.4 to 3.59		0	0%
5	✓ 3.2 to 3.39		0	0%
6	✓ 3.0 to 3.19		0	0%
7	✓ Below 3.0		0	0%
	Total		1	

Statistic	Value
Min Value	2
Max Value	2
Mean	2.00
Variance	0.00
Standard Deviation	0.00
Total Responses	1

9. Faculty advisor's name

Text Response	
Matthew W. Miller	
Statistic	Value
Total Responses	1

## 10. Faculty advisor's email address

### Text Response

mwm0024@auburn.edu

### Statistic

### Value

Total Responses

1

## 11. Conference/meeting name

### Text Response

Society for Psychophysiology Research

### Statistic

### Value

Total Responses

1

## 12. For which travel period are you applying? In other words, please select the period during which your conference/meeting will take place. If your conference/meeting spans two separate review periods, apply for the earlier period.

#	Answer	Bar	Response	%
1	October-November 2017		1	100%
2	December 2017 to January 2018		0	0%
3	February-March 2018		0	0%
4	April-May 2018		0	0%
5	June-July 2018		0	0%
6	August-September 2018		0	0%
	Total		1	

### Statistic

### Value

Min Value

1

Max Value

1

Mean

1.00

Variance

0.00




Standard Deviation

0.00

Total Responses

1

13. Where will the conference/meeting be held?

#	Answer	Bar	Response	%
1	 In the United States or Washington, D.C.		0	0%
3	 In a United States territory (e.g., Puerto Rico, American Samoa, etc.)		0	0%
4	 Outside of the United States		1	100%
Total			1	
Statistic		Value		
Min Value		4		
Max Value		4		
Mean		4.00		
Variance		0.00		
Standard Deviation		0.00		
Total Responses		1		

14. In which state will the conference/meeting be held?

#	Answer	Bar	Response	%
2	✓ Washington, D.C.		0	0%
4	✓ Alabama		0	0%
5	✓ Alaska		0	0%
6	✓ Arizona		0	0%
7	✓ Arkansas		0	0%
8	✓ California		0	0%
9	✓ Colorado		0	0%
10	✓ Connecticut		0	0%
11	✓ Delaware		0	0%
12	✓ Florida		0	0%
13	✓ Georgia		0	0%
14	✓ Hawaii		0	0%
15	✓ Idaho		0	0%
16	✓ Illinois		0	0%
17	✓ Indiana		0	0%
18	✓ Iowa		0	0%
19	✓ Kansas		0	0%
20	✓ Kentucky		0	0%
21	✓ Louisiana		0	0%
22	✓ Maine		0	0%
23	✓ Maryland		0	0%
24	✓ Massachusetts		0	0%
25	✓ Michigan		0	0%
26	✓ Minnesota		0	0%
27	✓ Mississippi		0	0%
28	✓ Missouri		0	0%
29	✓ Montana		0	0%
30	✓ Nebraska		0	0%
31	✓ Nevada		0	0%
32	✓ New Hampshire		0	0%
33	✓ New Jersey		0	0%
34	✓ New Mexico		0	0%
35	✓ New York		0	0%
36	✓ North Carolina		0	0%
37	✓ North Dakota		0	0%
38	✓ Ohio		0	0%
39	✓ Oklahoma		0	0%
40	✓ Oregon		0	0%
41	✓ Pennsylvania		0	0%
42	✓ Rhode Island		0	0%
43	✓ South Carolina		0	0%
44	✓ South Dakota		0	0%
45	✓ Tennessee		0	0%
46	✓ Texas		0	0%
47	✓ Utah		0	0%
48	✓ Vermont		0	0%
49	✓ Virginia		0	0%
50	✓ Washington		0	0%
51	✓ West Virginia		0	0%
52	✓ Wisconsin		0	0%
53	✓ Wyoming		0	0%
Total			0	

Statistic	Value
Min Value	-
Max Value	-
Mean	0.00
Variance	0.00
Standard Deviation	0.00
Total Responses	0

### 15. Please list the city and territory in which the conference/meeting will be held.

Text Response

Statistic

Value

Total Responses

0

### 16. Please list the city and country in which the conference/meeting will be held.

Text Response

Vienna, Austria

Statistic

Value

Total Responses

1

### 17. Please list the specific dates of the conference/meeting e.g., October 5-7, 2017; May 20-22, 2018, etc.

Text Response

October 11 - 15

Statistic

Value

Total Responses

1



## 18. Will you be giving a presentation?

#	Answer	Bar	Response	%
1	✔ Yes		1	100%
2	✔ No		0	0%
	Total		1	
Statistic			Value	
Min Value			1	
Max Value			1	
Mean			1.00	
Variance			0.00	
Standard Deviation			0.00	
Total Responses			1	

## 19. What kind of presentation will you be giving?

#	Answer	Bar	Response	%
1	✔ Oral presentation		0	0%
2	✔ Poster presentation		1	100%
3	✔ Other		0	0%
	Total		1	
Other				
Statistic			Value	
Min Value			2	
Max Value			2	
Mean			2.00	
Variance			0.00	
Standard Deviation			0.00	
Total Responses			1	

## 20. Are you presenting research related to your thesis or dissertation?

#	Answer	Bar	Response	%
1	✔ Yes		1	100%
2	✔ No		0	0%
	Total		1	
Statistic			Value	
Min Value			1	
Max Value			1	
Mean			1.00	
Variance			0.00	
Standard Deviation			0.00	
Total Responses			1	

## 21. Travel budget

Transportation	Lodging	Meals	Registration	Other
1361		200	234	
Statistic			Value	
Total Responses			1	

## 22. Amount requested from the Graduate School?

Text Response	
500	
Statistic	Value
Total Responses	1

### 23. Are you receiving travel funding from other sources (e.g., your department, college, advisor, etc.)?

#	Answer	Bar	Response	%
1	✔ Yes		1	100%
2	✔ No		0	0%
	Total		1	
Statistic			Value	
Min Value			1	
Max Value			1	
Mean			1.00	
Variance			0.00	
Standard Deviation			0.00	
Total Responses			1	

### 24. How much funding are you receiving from other sources?

Text Response	
Nothing so far, but I'll apply for 500 from Kinesiology and 500 from School of Education	
Statistic	Value
Total Responses	1

### 25. Score

Statistic	Value
Mean Score	10.00
Score Standard Deviation	0.00
Weighted Mean of Items	1.43
Weighted Standard Deviation of Items	0.53
Items	7.00