



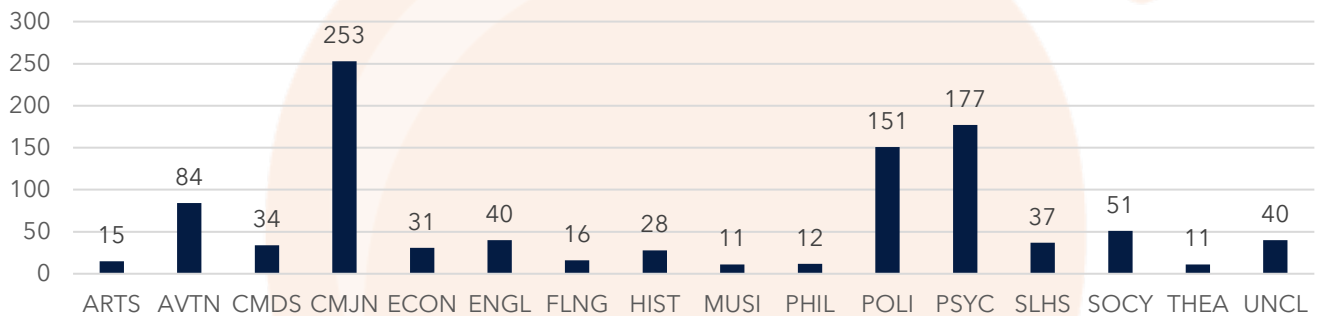
6 MONTH POST GRADUATION FIRST DESTINATION OUTCOMES

Summer 2020, Fall 2020, Spring 2021

COLLEGE OF LIBERAL ARTS

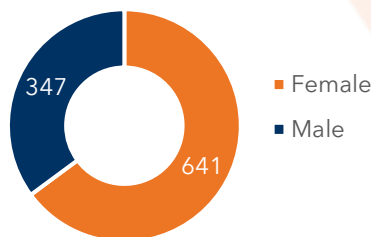
First destination outcomes were examined at the 6-month post-graduation mark for graduates of the College of Liberal Arts' 2021 cohort. Post-graduate success data was recorded for a total of 991 graduates, with most of the cohort belonging to the School of Communication and Journalism (CMJN), the Department of Political Science (POLI), and the Department of Psychological Sciences (PSYC). Data was obtained from graduates' responses to the Campus Engagement and Experience Survey, the First Destination Survey and First Destination follow-up process. The following report presents employment and enrollment outcomes for these graduates.

2021 Graduating Class by Department¹

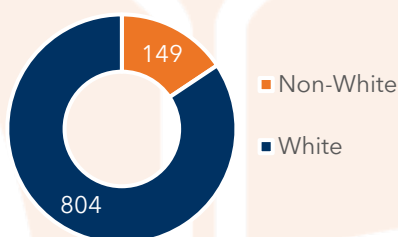


A demographic breakdown of the 2021 graduating class indicated roughly 2/3 of graduates were female, with most graduates being white US Citizens who were ineligible for the Pell Grant and were not first-generation students. The proportion of transfer students for this graduating class was higher in comparison to the proportion of this group in the general AU student population, with nearly a quarter of graduates arriving to AU as transfer students.

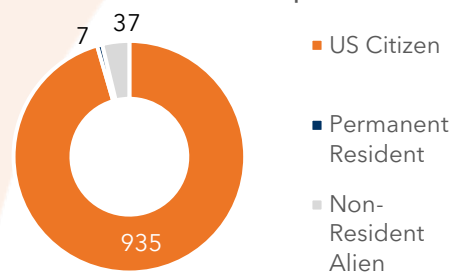
Gender



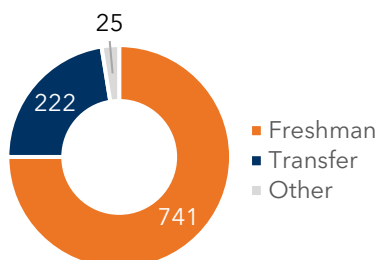
Race



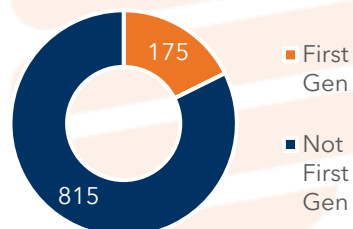
Citizenship



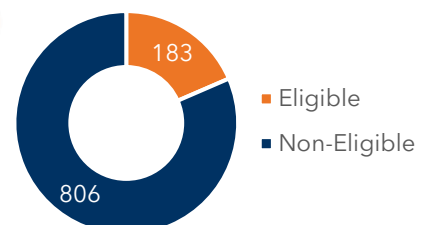
Freshman/Transfer



First Generation



Pell Eligibility²



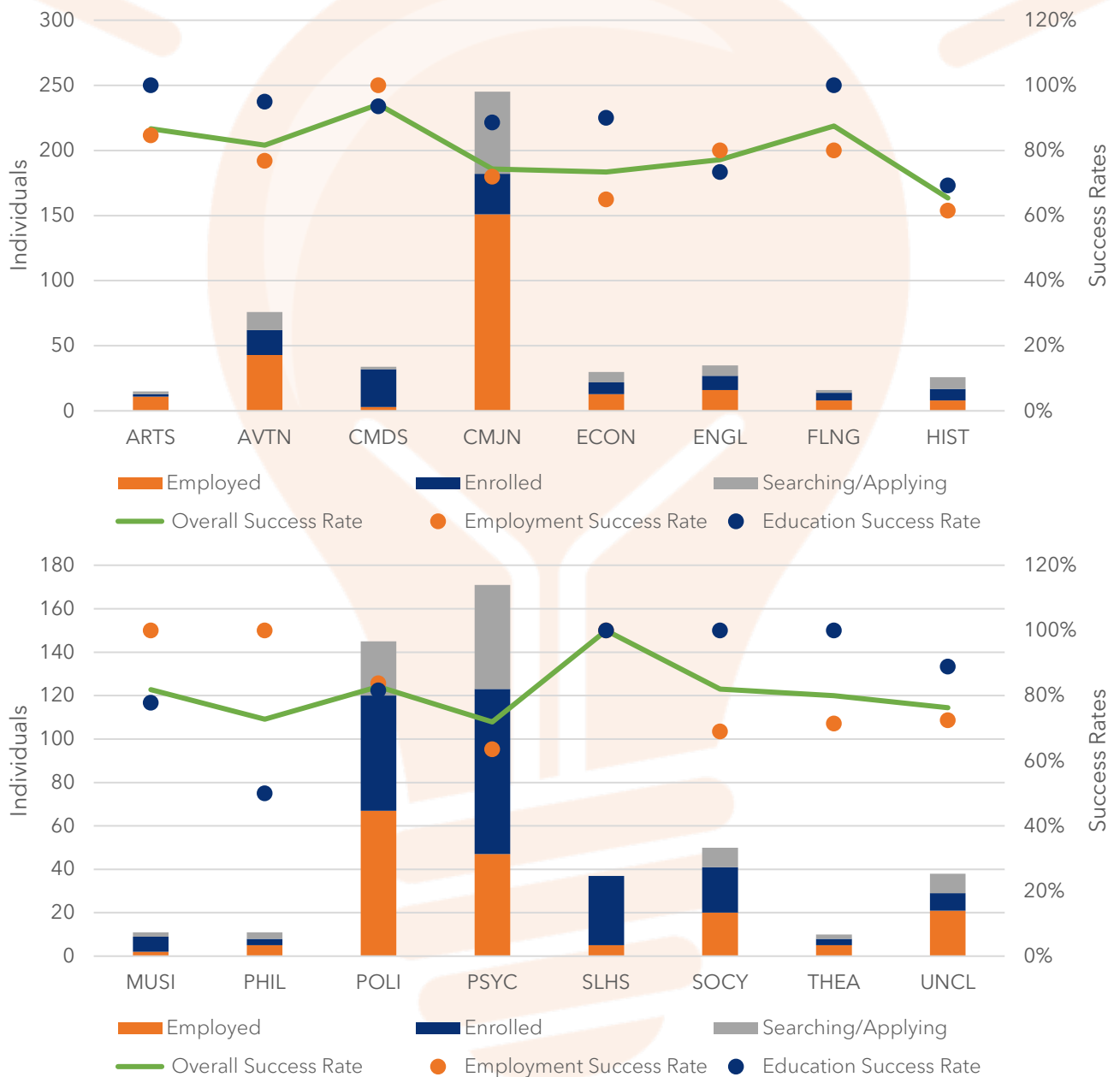
¹ See end of report for list of departments by code.

² Overall N for Pell Eligibility may be lower than other demographic categories due to the university only collecting this data for approximately 50% of incoming students. Pell eligibility status is obtained through the FAFSA; students who do not complete the FAFSA are counted as not Pell eligible for this report

OUTCOMES BY DEPARTMENT

Overall examination of post-graduate outcomes revealed notable differences in employment success rates between departments, ranging between 62% and 100% with an overall success rate of 74.78% (compared to an institutional average of 78.53% for the same graduating class). Graduates reported seeking employment at similar rates to education, though trends differ by department. Enrollment success rates generally exceeded employment rates, ranging between 50% and 100% for an overall college average of 85.29% of graduates enrolled in a continuing education opportunity six months post-graduation (institutional average 82.48%).

Outcomes by Department

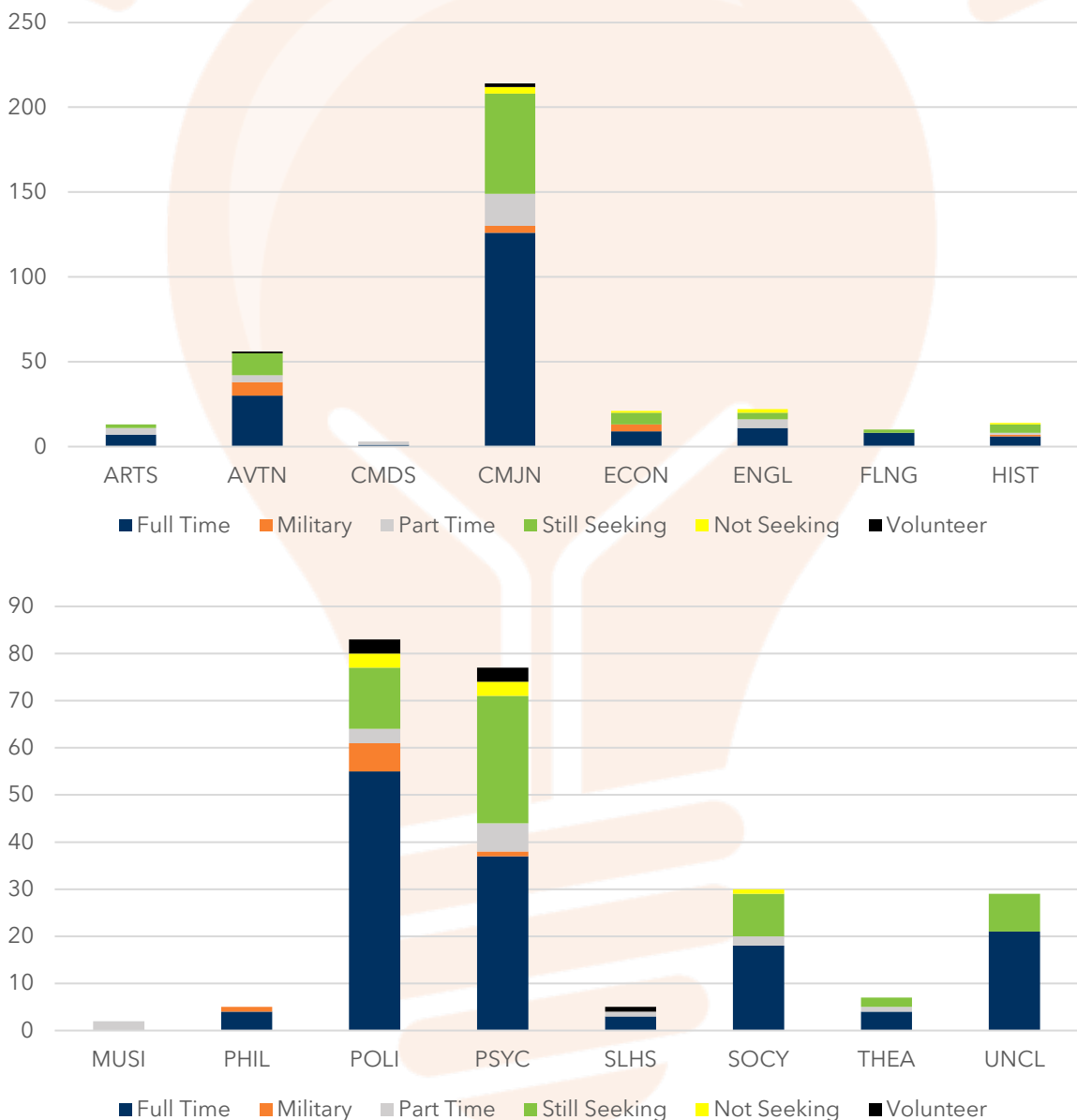




EMPLOYMENT-RELATED OUTCOMES

Of those that successfully obtained jobs, full-time employment was the most reported outcome, followed by part-time employment and military service. 151 students reported still seeking employment at 6 months post-graduation, with most of these individuals belonging to the School of Communication and Journalism (CMJN, the college's most popular major), the Department of Psychological Sciences (PSYC), the Department of Political Sciences (POLI), and the Department of Aviation (AVTN). Graduates that reported "Not Seeking" employment were not included in the success rate calculations.

Employment Outcomes by Department³



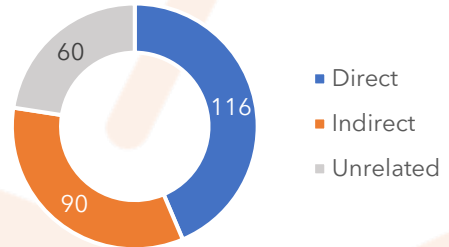
³See Appendix A for a list of employers that hired graduates for full-time positions.



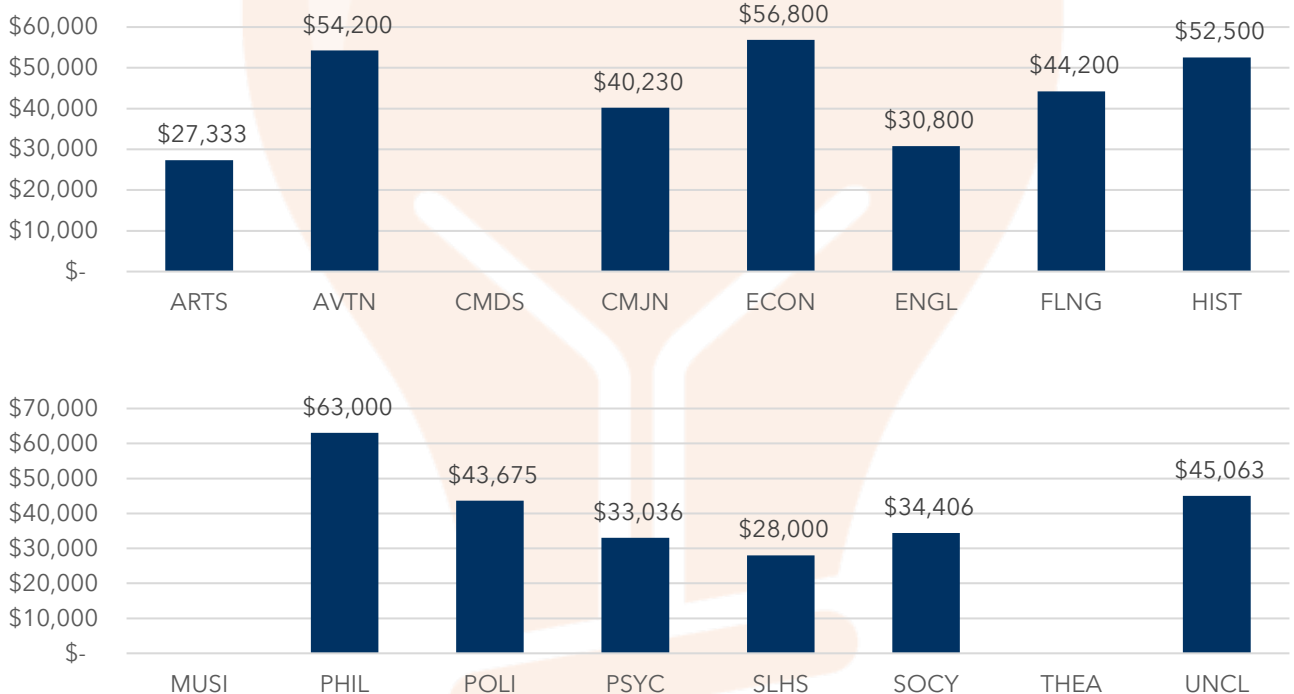
Of those employed, 77.44% of graduates reported their job either directly or indirectly related to their major while in school.

Full-time salary data was reported for 109 graduates, ranging from \$5k (Wrangler - Farmworker) to \$85k (Corporate Pilot) annually across all departments. Average salaries varied significantly across departments, with lower averages for Art & Art History (ARTS), Speech, Language, & Hearing Sciences (SLHS), and English (ENGL). Graduates from Philosophy (PHIL), Economics (ECON), and Aviation (AVTN) reported the highest salaries for full-time positions. Salary data was not reported from graduates in Communication Disorders (CMDS), Music (MUSI), or Theatre & Dance (THEA).

Job/Major Alignment



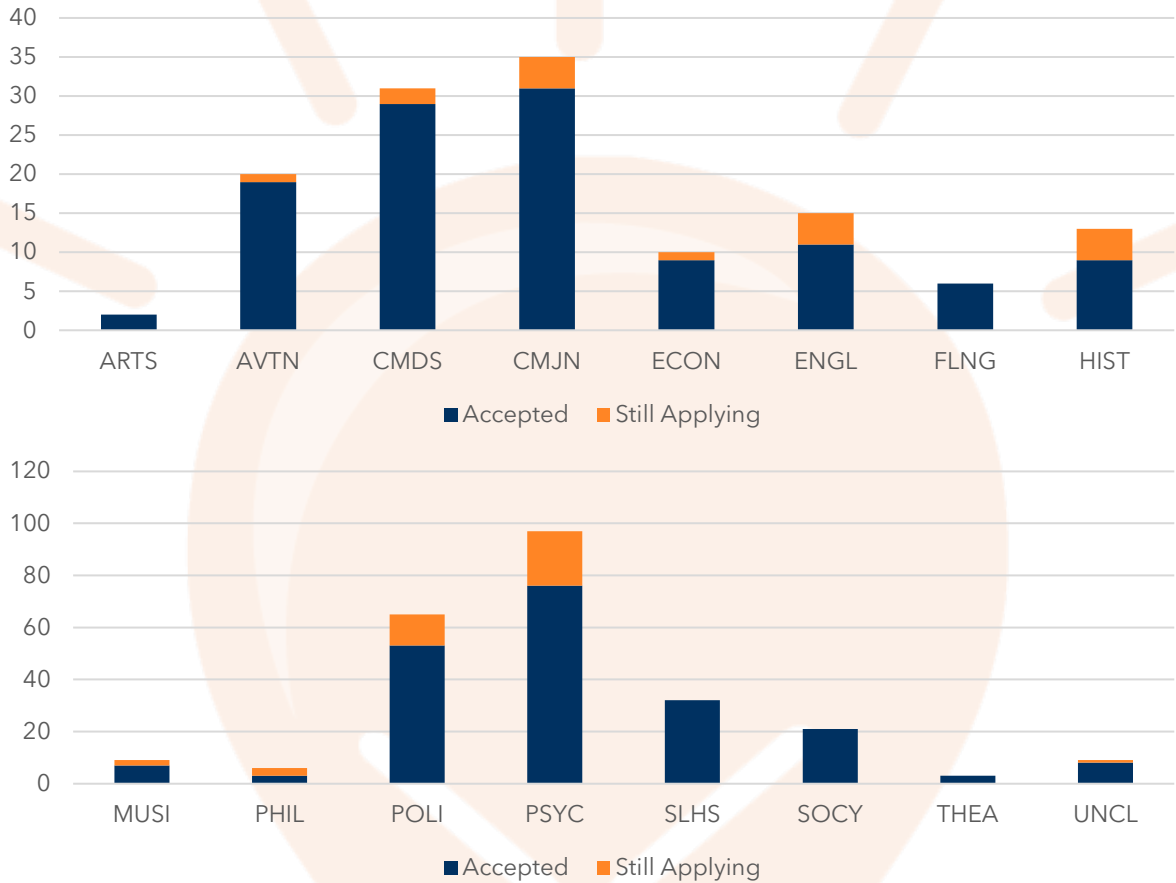
Average Salary by Department





CONTINUING EDUCATION OUTCOMES

Continuing Education Acceptance by Department⁴



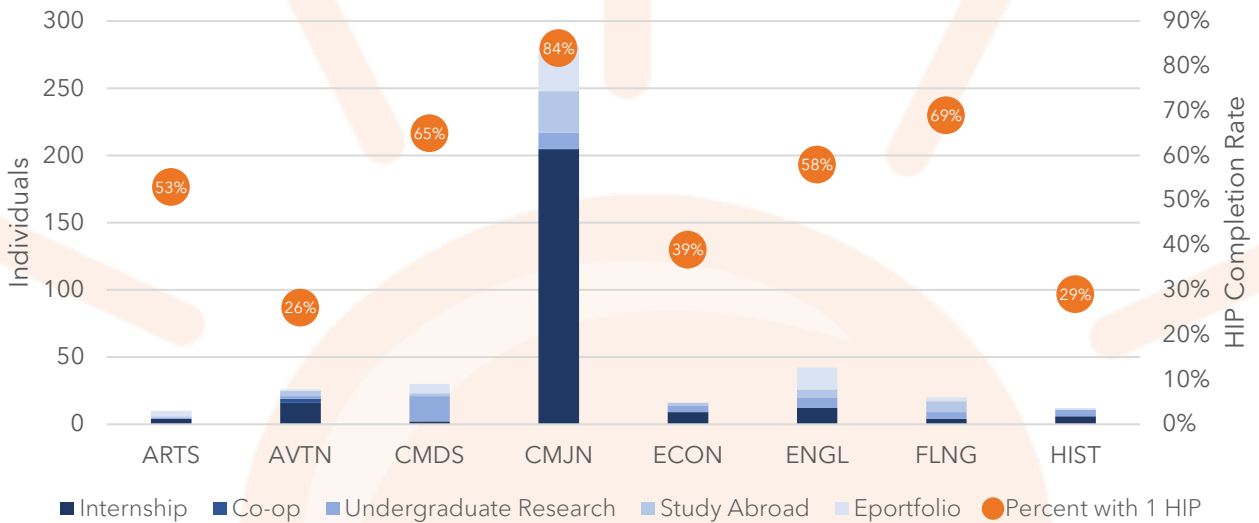
Of graduates seeking additional education, 85% successfully obtained enrollment. Graduates from Psychological Sciences (PSYC) and Political Sciences (POLI) were the most likely to still be applying to educational institutions six months following graduation. It should be noted however, that graduates from these two departments made up over 40% of all enrollment-seeking graduates from the College of Liberal Arts—the difference in scale between the two above charts obscures this fact. The lowest percentages for enrollment success were observed among graduates from Philosophy (PHIL), History (HIST), and English (ENGL).

⁴See Appendix B for a list of institutions and degree types for those students pursuing further education.

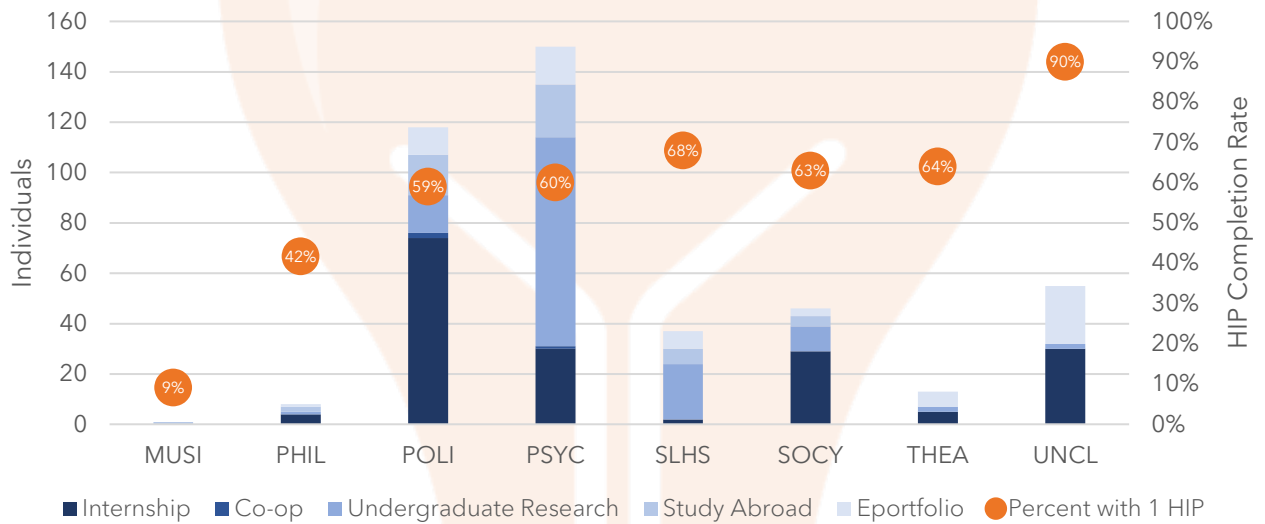


HIGH-IMPACT PRACTICE PARTICIPATION

HIP Completion by Department



HIP Completion by Department



High-Impact Practice participation was highest among graduates from Interdisciplinary University Studies (UNCL), Communication and Journalism (CMJN), and World Languages, Literature, and Cultures (FLNG). Internships were the most common HIP for graduates, followed by undergraduate research and ePortfolio completion.



STUDENT OUTCOME BREAKDOWNS

While uneven sample sizes prohibit the use of analyses to test significance of observed differences, internship participation appeared to be related to increased success among employment-seeking graduates across all demographics. Undergraduate research participation also appeared to be related to higher enrollment rates, but only for specific student subgroups. Given the below data, undergraduate research seems to be related to improved enrollment for students that are female or ineligible for the Pell Grant. However, the observed differences cannot be taken as reliable indicators of any true differences, given the vast discrepancies in sample size.

		MALE ---- FEMALE	WHITE ---- NON-WHITE	FIRST GEN ---- NOT FIRST-GEN	PELL ELIGIBLE ---- NOT ELIGIBLE
Employment-Seeking	Internship (N=289)	79.79% (75/94) ---- 77.44% (151/195)	81.09% (193/238) ---- 67.44% (29/43)	79.63% (43/54) ---- 77.87% (183/235)	78.43% (40/51) ---- 78.06% (185/237)
	No Internship (N=287)	69.75% (83/119) ---- 69.28% (115/166)	71.62% (164/229) ---- 59.57% (28/47)	70.69% (41/58) ---- 68.86% (157/228)	67.69% (44/65) ---- 69.68% (154/221)
Education-Seeking	Undergrad Research (N=117)	81.48% (22/27) ---- 93.33% (84/90)	92.23% (95/103) ---- 80.00% (8/10)	88.89% (16/18) ---- 90.91% (90/99)	81.25% (13/16) ---- 92.08% (93/101)
	No Undergrad Research (N=257)	83.15% (74/89) ---- 82.73% (139/168)	86.07% (173/201) ---- 83.33% (35/42)	82.50% (33/40) ---- 82.95% (180/217)	85.37% (35/41) ---- 82.41% (178/216)

Note. Non-White group consists of American Indian or Alaska Native, Native Hawaiian/Pacific Isl., Hispanic, Asian, Black or African-American, Two or More Races, and Unknown; non-resident aliens excluded.



APPENDIX A - EMPLOYERS BY DEPARTMENT

ARTS

Auburn Flowers and Gifts
Catie Radney
Jule Collins Smith Museum of Fine Art at
Auburn University
Kittaro's Art
Myra Stephenson Art
Punchdrunk Digital

AVTN

20th GSB Medical Support Company
Auburn Airport
Auburn Professional Flight Program
Auburn University
Augusta Regional Airport
AvAirPros
Box Aviation, Inc.
Carr & Associates
Coburn Construction Company
Eagle Eye Productions
Federal Aviation Administration
FedEx
Gulfport-Biloxi International Airport
Lanier Flight Service
Northwest Florida Beaches International
Airport
Phoenix Air Unmanned
Signature Flight Support
SpaceX
Spirit Jets
U movers
US Air Force
US Army

ECON

Bostelman Enterprises Inc
Lincoln Financial
Lynch Automotive
New York Life
Northwestern Mutual
Teledyne Brown Engineering
Teneo Network
U.S. LUMBER
US Army
US Navy
USS Shiloh

ENGL

Abrams Security Group, LLC
Applied Technologies Group
Au Pair
DHCLS
Dinan
Freelance
Martin Retail Group
RT Systems
Wind River Ranch
WRBL

FLNG

Bank of America
General Informatics
Huntsville Police Department
Lakeview Baptist Church
Leidos
Netwoth Realty
Smiles for Keeps

HIST

Clark, Davies, Easley, and Pool
Homewood Middle School
Triкана Kitchens
US Marine Corps
Walmart
WTVY 4

PHIL

ENGIE Impact
Pure Game Sports Network
The Johns Hopkins Hospital
University Ace Hardware
US Army



APPENDIX A - EMPLOYERS BY DEPARTMENT

CMJN

360 Media
ADP
Alabama Capital Network
Alabama Cooperative Extension System
Alabama Democratic House Caucus
Alabama Extension
Alabama Power
Allied Global Marketing
Aramark
Arcata Associates
Aspen Skiing Company
Asurion
Atlanta Braves
Atlantic Bay Mortgage Group
AUBix
Auburn Community Church
Auburn University
Audicy Inc
Baby Steps
Barrier365
Big Dog Promo
Bow and Arrow
Brag House
Brnd House
Bruno Event Team
Cascade Hills Church
Church of the Highlands
CIS Home Loans
Coca-Cola Company
CTIA
Delta Air Lines
Dermani Medspa
Digital Yalo
E. & J. Gallo Winery
East Alabama Medical Center
Enterprise
Enterprise Holdings
Epic Restaurant
First Baptist Church
Flying Pig Adventure Company
Franklin County Chamber of Commerce
Get Engaged Media
Great Falls Voyagers Baseball
Hearst
Hemsworth Communications
Hoffman Media
Huntsville country Club
Ignite Sports
Impact Cryotherapy
Intermark Group
Jackson & Jackson, LLP
K Force
Katie Britt for US Senate
KCIC
Kiewit
Kimley-Horn
Lake Homes Realty

Lakeside Realty
Legends Hospitality
Lifetouch
Liquid Life
Magnolia James Boutique
NCAT
Newell Brands
Next PR
Nova Social Co.
Novant Health
O Neal Steel
OA News
Omnicracs
Opelika Chamber of Commerce
Opelika-Auburn News
PepsiCo
PopStroke Entertainment Group
Premier Lacrosse League
Professional Sports Publications
Prospects
RangeWater Real Estate
ReClif
Redpoint
Shannxi Daily
Siemens
Signature Consultants
SkyWest
State Farm
Step-Up TV Show
Stock & Trade Design Co
Techtronic Industries (TTI)
The Abercrombie Agency
The Atomic Agency
The Carr Group
The Den Editorial
The Nine
The Wine Group
Thonda and Company LLC
Towwnn Square Interactive
U.S. GOV
United Rentals
University of Alabama Birmingham
University United Methodist Church
US Army
Virginia Tech Athletics
W2O Group
Webster Fulfillment
West Georgia Internal Medicine
WITH Hart Media
WKRG News 5
World 50
Wrapsody
WTVY 4
XX Artists
Year Up



APPENDIX A - EMPLOYERS BY DEPARTMENT

POLI

315th Training Squadron
Alexander Shunnarah
Andrews Sports Medicine and
Orthopaedics
Aptean
Booz Allen Hamilton
Calvin Coolidge Presidential Foundation
Chase
Crystal Quest
Deloitte
Delta Air Lines
Department of Justice
DR Horton
DSJ Global
East Alabama Medical Center
Emory Healthcare
Garden Shop
Gig
Glenn Youngkin for Governor
HCA
Hudson Pendleton Financial Group
Insight Global
Kassouf & Co
Lumber Law
McWhorter Properties
Missile Defense Agency
Movement Mortgage
My Vote Matters Merchandising
N. Direct
Nanny
National Coordination Center
NOVA Engineering and Environmental, LLC
Orkin Pest Control
Parallon
Phreesia
Premise Health
Russell Medical
Sexton Pharmacies
Sky Bar
Southlake Orthopaedics Sports Medicine
and Spine Center
TA Services
The Abram Law Group
The Law Offices of Malcolm B. Seawell, P.C.
The Naaman Clinic
The Navigators

UPS

Venn Strategies
Wellstar Health System

PSYC

360 Real Estate
Advantis Federal
Agricola Law
Alabama Clinical Schools
Alabama Game Changers
Amazon
Auburn University
Berkshire Communities LLC
Big House Foundation
Big Mike's LLC
Booz Allen Hamilton
Bullock Correctional Facility
Camp Ridgecrest for Boys
Cerebral
Clayton
CVS
East Alabama Medical Center
Goal Point Behavioral Group
Laurel Oaks Behavioral Health Center
Madison Hospital
Medical Office
Progressus - Invo
Quinn Residences
Sky Bar
Southern Community
The Fellow's Initiative
The Pink Tulip Clothing
The Strand Magazine
Tucker Engineering
United States Government
Whatley Eye Care



APPENDIX A - EMPLOYERS BY DEPARTMENT

SLHS

ALL For Children
Mitchell's Place

SOCY

American Income
Aptar CSP Technologies
Auburn Classical Academy
Auburn University
Byers Engineering Company
First Baptist Church
Global Call Center Solutions
Hearts South
NorthWest Alabama Mental Health
Social Security Administration
Toyota
Unity Wellness Center
University of South Alabama
US Army
Windmill Station

THEA

Molly Green
Panera Bread
Tre Floyd Productions
UAB Hospital

UNCL

AC by Marriott
Ace Hardware
Auburn University
Bloomsbury Farm
Compass Chiropractic
Davis Landscape Company
ESF Camps
MTSI
NALCAP
Northwestern Mutual
Oakland Athletics
Reeltown High School
Singleton Marine
Southeastern Roofing Company
Surgical Dermatology Group
The Hangout
TTI
Under Armour



APPENDIX B - EDUCATIONAL INSTITUTIONS AND DEGREE TYPES

Institution	Count
Alabama State University	1
American University	2
Angelo State University	1
Auburn University	86
Auburn University at Montgomery	4
Augusta University	1
Baylor University	4
Belmont University	4
Boston University	2
Capella University	2
Chapman University - Orange	1
Charleston School of Law	1
Clemson University	1
College of William and Mary	1
Colorado State University - Fort Collins	1
Columbia University in the City of New York	3
Columbus State University	1
Dallas Theological Seminary	2
Duke University	1
East Carolina University	1
Eastern Kentucky University	1
Elon University	1
Embry-Riddle Aeronautical Univ. - Worldwide Campus	1
Embry-Riddle Aeronautical University - Daytona Beach	1
Emory University	2
Fairleigh Dickinson University - College at Florham	1
Faulkner University	8
Florida Atlantic University	1
Florida Institute of Technology	1
Florida State University	1
Georgetown University	1
Georgia Institute of Technology - Main Campus	1
Georgia State University	2
Hofstra University	1
Indiana University - Bloomington	1
Indiana University - Purdue University - Indianapolis	2
Jacksonville State University	1
Johns Hopkins University	1
Kenrick Glennon Seminary	1
Lenoir-Rhyne University	1
Liberty University	2



APPENDIX B - EDUCATIONAL INSTITUTIONS AND DEGREE TYPES

Institution	Count
Lincoln Memorial University	1
Louisiana State University and Agricultural & Mechanical College	1
Louisiana State University Health Sciences Center - New Orleans	1
Mercer University	2
Middle Tennessee State University	1
Mississippi College - Law	1
Mississippi University for Women	1
National Louis University	1
New Mexico State University - Main Campus	1
New Orleans Baptist Theological Seminary	1
New York University	1
Northeastern University	1
Northwestern University	3
Nova Southeastern University	1
Ohio State University - Main Campus	2
Oklahoma State University - Main Campus	1
Portland State University	1
Radford University	1
Rollins College	1
Samford University	12
San Diego State University	1
San Francisco State University	1
Savannah College of Art and Design	1
Seattle University	1
Sherman College of Straight Chiropractic	1
Southern Methodist University	3
Stetson University College of Law	1
Texas Tech University	1
The Chicago School of Professional Psychology at Washington DC	1
The University of Alabama	16
The University of Tennessee	3
The University of Tennessee at Chattanooga	1
The University of Texas at Arlington	2
The University of Texas at Dallas	2
Trevecca Nazarene Univ. Non-Trad	1
Troy University	2
Tulane University	1
University of Alabama at Huntsville	2
University of Alabama Birmingham - Medical	1
University of Alabama Birmingham - Optometry	1
University of Alabama Birmingham - Traditional	11



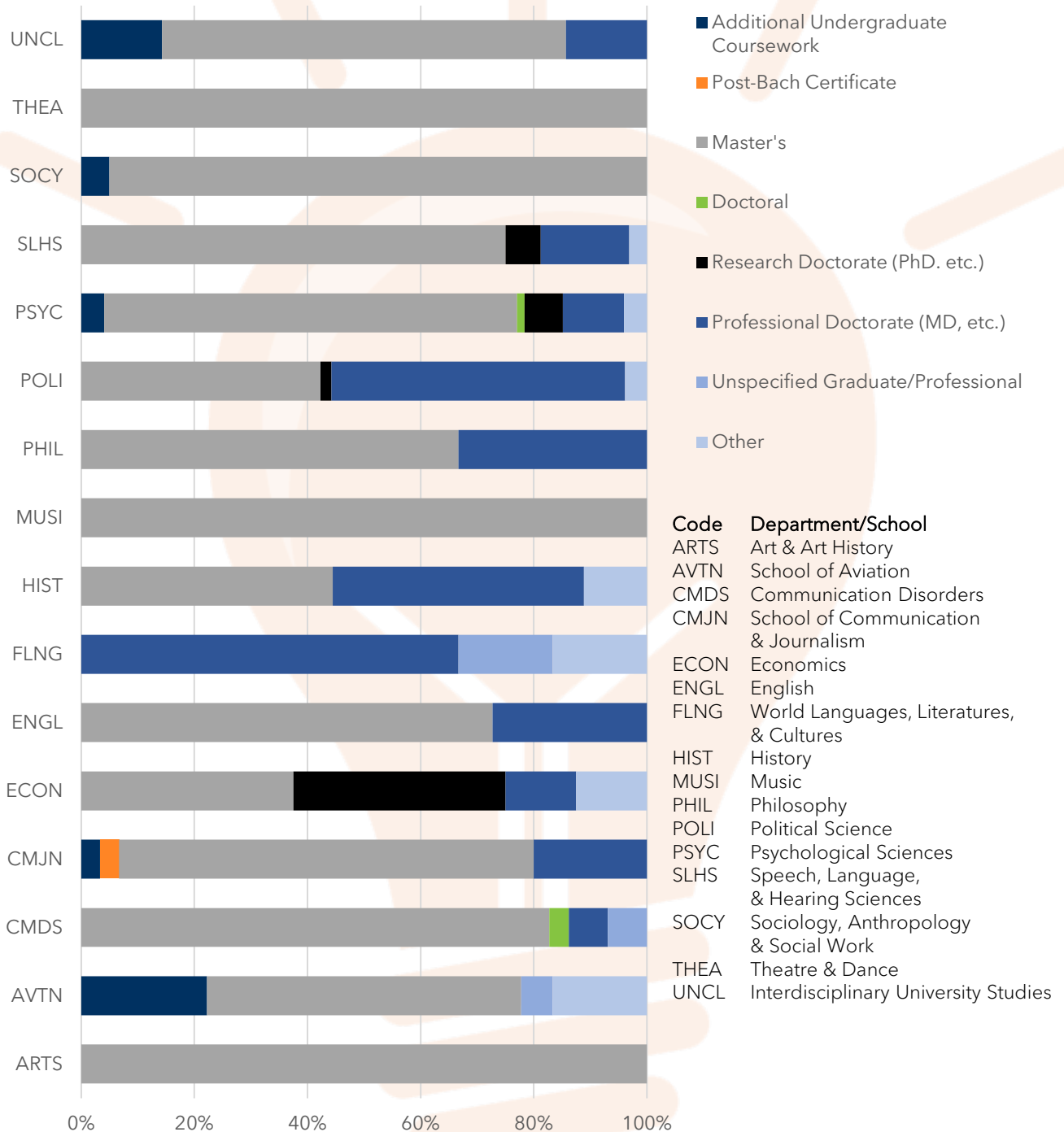
APPENDIX B - EDUCATIONAL INSTITUTIONS AND DEGREE TYPES

Institution	Count
University of Central Florida	1
University of Chicago	1
University of Colorado Boulder	1
University of Denver	1
University of Denver - Colorado	1
University of Denver - Law	1
University of Florida	1
University of Georgia	6
University of Houston	1
University of Illinois at Chicago	1
University of Illinois at Urbana-Champaign	1
University of Kentucky	1
University of Louisiana at Lafayette	1
University of Louisville	2
University of Maryland-College Park	1
University of Memphis	2
University of Miami	1
University of Michigan - Ann Arbor	1
University of Minnesota - Duluth	1
University of Mississippi	4
University of Mobile	1
University of Montevallo	4
University of Nevada - Las Vegas	1
University of North Alabama	1
University of North Carolina at Wilmington	1
University of Pennsylvania	1
University of South Alabama	7
University of South Carolina - Columbia	3
University of South Florida - Main Campus	1
University of Southern Mississippi	1
University of West Georgia	1
Vanderbilt University	3
Villanova University	1
Washington University in St Louis	1



APPENDIX B - EDUCATIONAL INSTITUTIONS AND DEGREE TYPES

Continuing Education - Degree Type by Department



Note: Continuing education degree type appears on bar from left to right according to the same order as degree types listed from top to bottom.