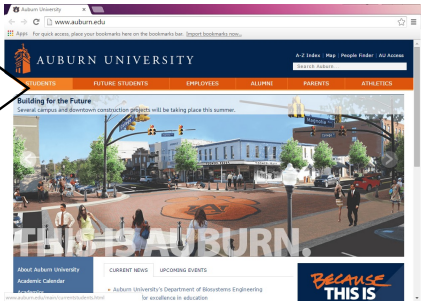


HOW TO REGISTER YOUR VEHICLE TO PARK ON CAMPUS

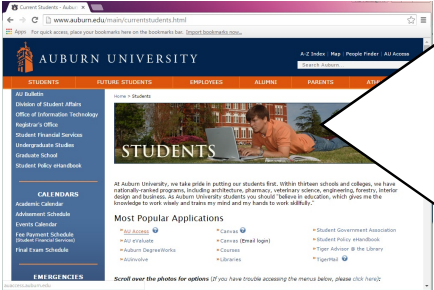
1

Go to www.auburn.edu.



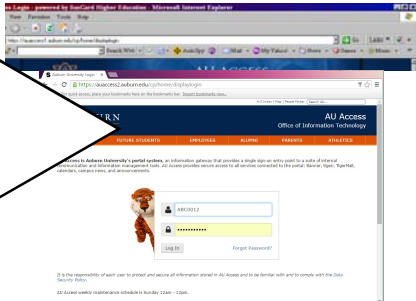
Click on the "AU Access" link.

2

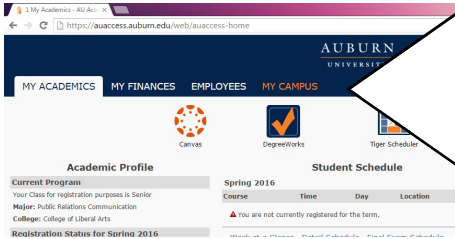


3

Enter your GID (User Name) and password.

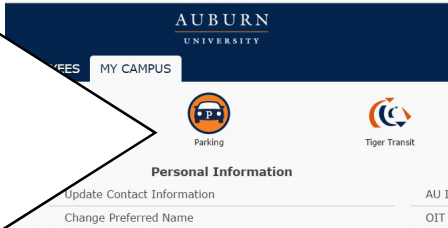


Click on the "My Campus" tab.



5

Click on "Parking" icon.



In order to register your vehicle, be prepared to supply the following information:

1- Year Model

2- Make

3- 2 or 4 Door Vehicle

4- Vehicle Color

5- License Plate Number



Information pertaining to the replacement of lost ID cards can be obtained by calling the TigerCard Office at 334-844-4507.

If you experience trouble logging into AU Access, please contact the OIT Help Desk at 334-844-4944 or at hotline@auburn.edu.

Parking Services is unable to provide technical support for computer issues preventing you from registering your vehicle.