






ROOM TYPE			
		AREA	QTY
	313 - Office - Shared	468	1
	N20 - Corridor/General Circulation	48,833	55
	N21 - Elevator	57	1
	N22 - Interior Stairs/ Interior Ramp	1,505	6
	N60 - Other Exterior Areas	785	3
TOTAL:		51,648	66
Floor Gross:		61,544	

