








ROOM TYPE		
	AREA	QTY
 215 - Scheduled Laboratory Service	268	1
 615 - Assembly Facility Service	2,968	1
 N20 - Corridor/General Circulation	686	5
 N21 - Elevator	59	1
 N30 - Other Service Area	54	1
 N31 - Mechanical/ HVAC Room	869	3
 N32 - Electrical/ Power Room	162	1
TOTAL:	5,066	13
Floor Gross:	5,923	

