














ROOM TYPE			
		AREA	QTY
	113 - Classroom - Flat Flexible	736	1
	114 - Classroom - Problem Based Learning	858	1
	220 - Open Laboratory	1,299	1
	311 - Office	151	1
	313 - Office - Shared	1,242	6
	410 - Study Room	317	1
	N20 - Corridor/General Circulation	1,228	4
	N21 - Elevator	32	1
	N22 - Interior Stairs/ Interior Ramp	422	2
	N23 - Exterior Stairs/ Exterior Ramp	50	1
	N32 - Electrical/ Power Room	9	1
	N41 - Men's Restroom	95	1
	N42 - Women's Restroom	114	1
TOTAL:		6,553	22
Floor Gross:		7,399	

