

Summer 2025 FEDERAL GRADUATE PLUS LOAN



FAQs and INSTRUCTIONS

AUBURN

WHAT IS A FEDERAL GRADUATE PLUS LOAN?

The Federal Graduate PLUS Loan is an unsubsidized loan for students enrolled in a degree-seeking Graduate or Professional Program (Masters, PhD, Veterinary Medicine, Doctor of Pharmacy). PLUS loans help pay for education expenses up to the cost of attendance minus all other financial assistance.

WHAT COSTS ARE ASSOCIATED WITH THE FEDERAL PLUS LOAN?

INTEREST: The interest rate for 2024-2025 PLUS loans is 9.08%.

ORIGINATION FEE: An origination fee of 4.228% is charged by the US Department of Education on each loan disbursement. Therefore, a gross loan disbursement of \$5000 will net at \$4789.

WHEN AND WHERE DO I APPLY?

Applications will be available in April 2025 at www.studentaid.gov. The application period will remain open until the day before the last class day of the term. After the last class day, the school cannot originate a PLUS loan for you. Therefore, you should apply well before the end of term to make sure everything is in order prior to the last class day of the term.

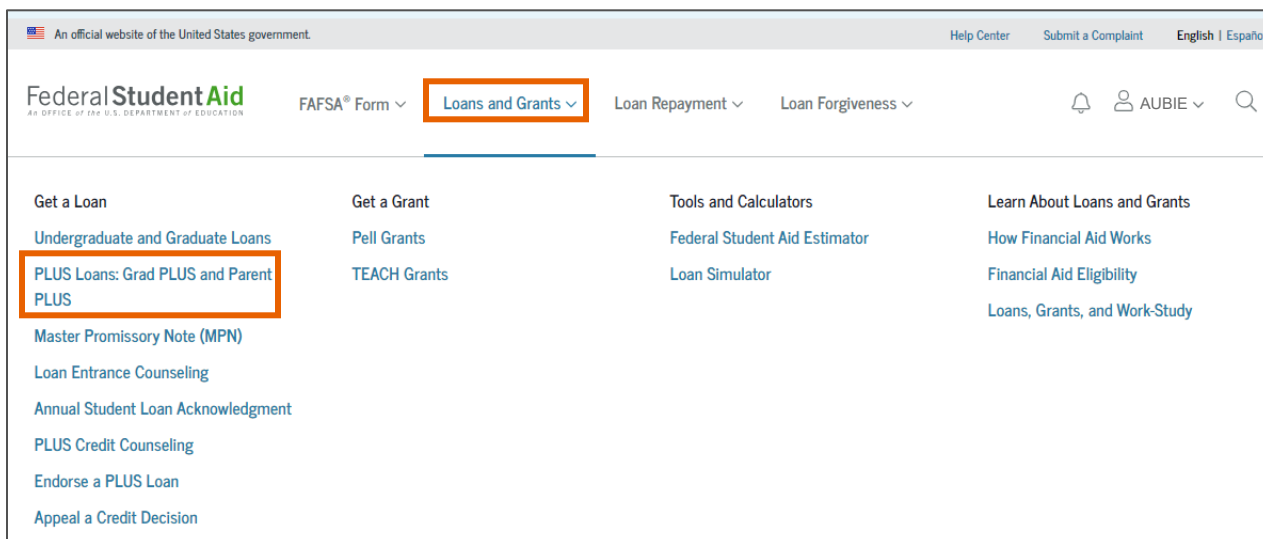
WHAT ARE THE ELIGIBILITY REQUIREMENTS?

- You must have a 2024-2025 FAFSA on file with Auburn University, and any additional required documentation must be satisfied.
- You must be enrolled at least half time, which is a **minimum of 5 credit hours**.
- You must be U.S. citizen or eligible noncitizen, must not be in default on any federal education loans or owe an overpayment on a federal education grant.
- You must be maintaining Satisfactory Academic Progress (SAP). Please refer to www.auburn.edu/finaid in the "Additional Information" section to review the requirements for SAP.
- You cannot have an adverse credit history (a credit check will be performed during the application process). Please review the credit criteria at <https://studentaid.gov/sites/default/files/plus-adverse-credit.pdf>. A PLUS loan approval does not ensure future PLUS loan approvals, as that will be based on the information in your credit file at the time of application. If your PLUS loan is declined, based on your credit history, you will be provided some options within the application. These options include: Seeking approval of the loan with a credit-worthy endorser/cosigner, seeking approval of the loan through a dispute process with the U.S. Department of Education Direct Loan division, or not seeking approval of the loan, thereby withdrawing your request for the Graduate PLUS loan.

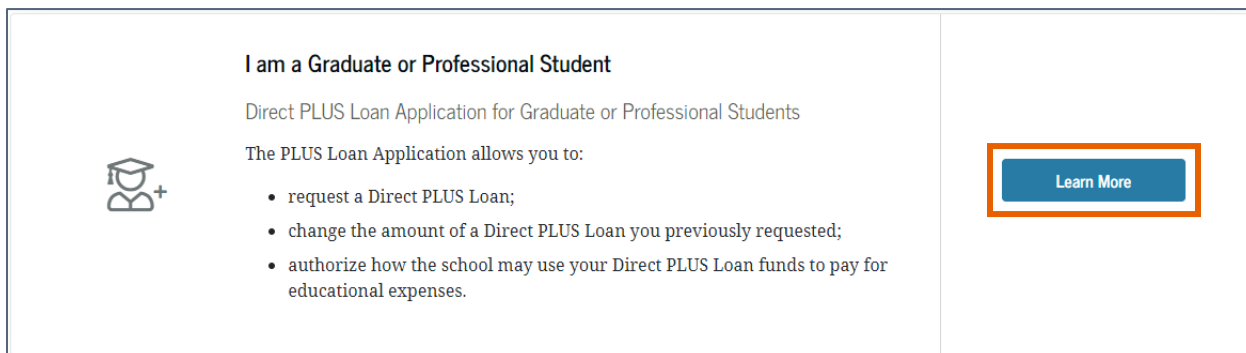
If denied, please see page 3 of this guide for options and important information.

APPLICATION STEPS:

- 1) You will need your Federal Student Aid ID. If you have forgotten yours, please visit <https://studentaid.gov/fsa-id/sign-in/landing>.
- 2) Go to www.studentaid.gov and log in using your FSA ID.
- 3) Once you are successfully logged into www.studentaid.gov, you will select the dropdown under "Loans and Grants" and then "PLUS Loans: Grad PLUS and Parent PLUS."



- 4) On the next page, in the box titled "I am a Graduate or Professional Student," click "Learn More"



- 5) On the next page, select "Start" and review the important information located on the next page regarding the credit check. Click "Continue."
- 6) Select Award Year **2024-2025**
- 7) Choose Auburn University as your intended school.
- 8) Review and update any student borrower contact information, then click "Continue"
- 9) Choose a loan amount

- a. Maximum will be the Cost of Attendance minus any other aid received by the student.
- b. If you select "I don't know the amount I want to borrow," the loan process will be delayed until you send an email with your requested loan amount to finaid7@auburn.edu.

After your application has been processed, if you see that your requested amount is not what you expected, you may adjust your amount in the following ways: for a reduction, you may email your request to finaid7@auburn.edu; for an increase, you will follow this application process again at www.studentaid.gov.

- 10) The loan period for Summer 2025 is May 2025-August 2025.
- 11) Review the important notices on the following page.
- 12) Review your request and then continue to the credit check and submission. If your application is declined for credit, please refer to page 3 of this guide for options.

COMPLETING THE MASTER PROMISSORY NOTE (MPN):

If your application is approved for credit, and you do not have a PLUS Master Promissory Note (MPN) on file with Direct Loans, you will need to complete one at www.studentaid.gov.

- 1) From studentaid.gov's homepage, select the dropdown under "Loans and Grants" and then "Master Promissory Note (MPN)"
- 2) Navigate to the section titled "I'm a Graduate/Professional Student" and click "Select MPN Type"
- 3) Navigate to the section titled "MPN for Direct PLUS Loans" and click "Start"

<p>MPN for Direct PLUS Loans</p> <p>Use this MPN for Direct PLUS Loans available to eligible graduate/professional students. You may also need to complete an MPN for Direct Unsubsidized Loans.</p> <p>Download PDF Preview Read-Only</p>	<p>Start</p> <p>OMB No. 1845-0007 • Form Approved</p>
---	---

GRADUATE PLUS DENIAL OPTIONS:

In the event that your loan application is denied, due to adverse credit, you will be given some options within the loan application at www.studentaid.gov. Please review the information below for further clarification of the options that will be presented to you.

APPEAL or DOCUMENT EXTENUATING CIRCUMSTANCES: If you choose to appeal the credit decision, you will do so through www.studentaid.gov, select the dropdown under "Loans and Grants" and then "Appeal a Credit Decision." If the appeal is successful, you will be notified by Direct Loans and the school will be notified approximately one business day later.

- If your loan is approved through appeal, you will be required to complete PLUS Credit Counseling prior to your loan being fully approved for disbursement. Instructions are on page 4 of this guide.


ENDORSER: If you choose to apply with a credit-worthy endorser, you will receive an email from Direct Loans with a "PLUS Loan Endorser Code" shortly after submitting your application online. You will need to have your endorser apply for a Federal Student Aid ID (<https://studentaid.gov/fsa-id/sign-in/landing>) and use that to log into www.studentaid.gov with their information. Once logged in, they will select the dropdown "Loans and Grants" and then the option "Endorse a PLUS Loan". They will use the provided "Endorser Code" where requested.

- If your loan is approved with an endorser, you (the student borrower) will be required to complete PLUS Credit Counseling prior to your loan being fully approved for disbursement. Instructions are on page 4 of this guide.
- A new PLUS Loan Agreement/Master Promissory Note (MPN) is required for each endorser-approved PLUS Loan.

UNDECIDED: If you choose "undecided", NOTHING will happen with your PLUS request, until our office hears from you. Please avoid selecting this option, if possible.

PLUS CREDIT COUNSELING:




This is required if you are originally denied, but subsequently approved with an endorser or through appeal. Select the dropdown “Loans and Grants” and then the option “PLUS Credit Counseling.”

 An official website of the United States government.

Help CenterSubmit a ComplaintEnglish | Español

FederalStudentAid
An Office of the U.S. Department of Education

FAFSA® Form ▾Loans and Grants ▾Loan Repayment ▾Loan Forgiveness ▾

 AUBIE ▾

Get a Loan

Undergraduate and Graduate Loans

PLUS Loans: Grad PLUS and Parent PLUS

Master Promissory Note (MPN)

Loan Entrance Counseling

Annual Student Loan Acknowledgment

PLUS Credit Counseling

Endorse a PLUS Loan

Appeal a Credit Decision

Get a Grant

Pell Grants

TEACH Grants

Tools and Calculators

Federal Student Aid Estimator

Loan Simulator

Learn About Loans and Grants

How Financial Aid Works

Financial Aid Eligibility

Loans, Grants, and Work-Study

